

HORIZONTAL POUCH MACHINES

**PMP**

## CARACTERÍSTICAS EFFYTEC

- Máquina personalizable en función de los requerimientos del producto
- Actualizable a máquina partiendo de bobina
- De reducidas dimensiones y de mayor producción
- Orientada a reducir tiempos de cambio de formato
- Bancada autoportante, limpia y sin concavidades
- Cinta alimentación bolsas multi-formato
- Ejecución inox estándar
- Levas de baja inercia
- Configuración eléctrica en red
- Tele asistencia remota
- Memorias de formato programadas en recetas

## EFFYTEC FEATURES

- Customized machine to meet project requirements
- Retrofit feasibility to work from roll stock
- Machine with reduce dimensions and higher output
- Designed for quicker format changeovers
- Self-supported frame, clean and without holes
- Multi-format pouch feeding conveyor belt
- Standard stainless steel construction
- Low inertia cams
- Net electrical configuration
- Remote tele assistance
- Programmed format memories in recipe


## CARACTERISTIQUES EFFYTEC





- Machine personnalisée sur mesure selon les exigences du projet
- Capable d'être modifiée pour travailler dès bobine
- Machine de dimensions réduites et maximisation de la production
- Conçue pour changements de format plus rapides
- Châssis autoportant, propre et sans cavités
- Tapis d'alimentation de poches multi-format
- Construction standard en acier inoxydable
- Cames de faible inertie
- Configuration électrique en réseau
- Téléassistance à distance
- Mémoires de format programmés dans recettes

## MACHINE DIMENSIONS

	A	A*	B	C
HB-16	2400	2400	1550	2500
HB-20	3300	3300	1550	3200
HB (GP)-32	4260	4260	1550	3200
HB-40	3590	3590	1550	2490

\* Configurable as per required filling stations





- 1 Cinta de una o dos líneas de sobres, accionadas independientemente
- 2 Sistema de separación de bolsas
- 3 Transfer de elevación (voltea las bolsas 90°)
- 4 Transfer de posicionado
- 5 Fococélula elevación
- 6 Carro de transporte con ventosas de preapertura
- 7 Apertura del zipper
- 8 Guías de papel customizables
- 9 Ventosas (apertura de las bolsas)
- 10 Conos de soplado
- 11 Estación/es de llenado
- 12 Estirado independiente
- 13 Cerrador del zipper
- 14 Soldadura superior de mordaza abatible
- 15 Rechazo sobres
- 16 Cinta de acompañamiento para bolsas pesadas (opcional)
- 17 Vibrador de bolsas (opcional)

- 1 One or two lines' pre-made pouches feeding conveyor belt, independently driven
- 2 Individual pouch separation system
- 3 Elevation transfer to place pouches at 90°
- 4 Positioning transfer
- 5 Elevation photocell
- 6 Walking beam with pre opening suction cups
- 7 Zipper opening device
- 8 Customized film guides
- 9 Suction cups (pouch opening)
- 10 Blowing cones
- 11 Filling station/s
- 12 Independent stretching
- 13 Zipper closing device
- 14 Top sealing unit with abatable front jaw
- 15 Pouch rejection
- 16 Support belt for heavy pouches (optional)
- 17 Pouch vibrator (optional)

- 1 Tapis avec une ou deux lignes de sachets actionnées indépendantes
- 2 Système de séparation des sachets
- 3 Transfert pour élévation et positionnement sachets à 90°
- 4 Transfert de positionnement
- 5 Photocellule élévation
- 6 Châriot transport avec ventouses de pre-ouverture
- 7 Ouverture du zipper
- 8 Guides de film personnalisées
- 9 Ventouses (ouverture des sachets)
- 10 Cônes soufflage
- 11 Station dosage
- 12 Étirage indépendant
- 13 Fermeture zipper
- 14 Soudure supérieure avec mâchoire frontale abattables
- 15 Rejet sachets
- 16 Tapis d'accompagnement pour sachets lourds (optionnel)
- 17 Vibreur des sachets

# PMP





## TECHNICAL DATA

	SIMPLEX	DUPLEX
Filling stations	1-2	1-2
Maximum volume	up to 3000 ml	up to 3000 ml
Maximum output	60 cycles/min.	60 cycles/min.
Power consumption	10 kw	15 kw
Air consumption	250 l/min.	250 l/min.

Effytec reserves the right to modify the machines due to ongoing technical development without prior notice.



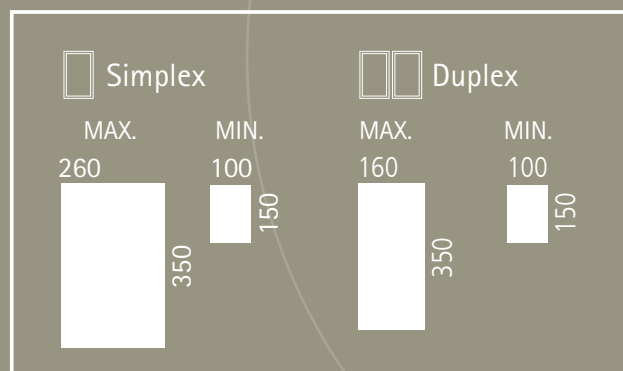
### EFICIENCIA Y TECNOLOGÍA, S.A.

c/ Bellveí 41-49, nave 9 - Pol. Industrial Can Salvatella  
08210 Barberà del Vallès - Barcelona (Spain)

Telf. (+34) 93 718 58 40 - Fax: (+34) 93 718 82 21

www.effytec.com - info@effytec.com

## SACHET RANGE DIMENSIONS



## TYPES OF SACHETS

	SIMPLEX	DUPLEX	STAND UP	CORNER V.	ZIPPER	PMP
STAND UP			●	●	●	●
DELTA			●	●	●	●
ZIPPER STAND UP					●	●
ZIPPER FLAT SACHET					●	●
FLAT SACHET 3/4 SEALING	●	●	●	●	●	●
GUSSET	●	●	●	●	●	●
EUROHOLE	●	●	●	●	●	●
PARTIAL SHAPED GUSSET	●	●	●	●	●	
FLAT SACHET PARTIAL SHAPED	●	●	●	●	●	
TOP VALVE	●	●	●			●
SHAPED TOP VALVE	●	●	●			●
TOTAL SHAPED	●		●	●	●	●